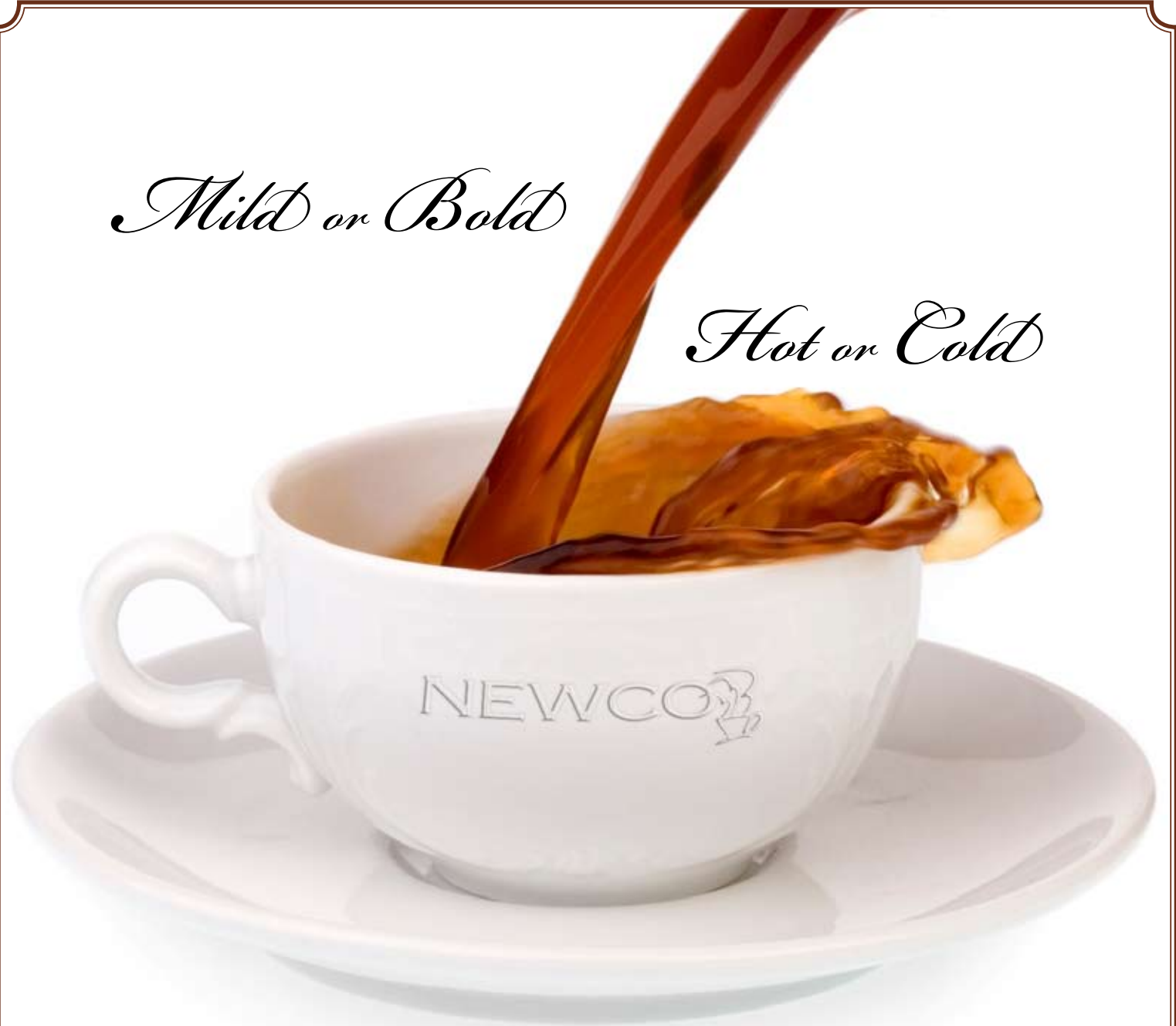


Mild or Bold

Hot or Cold



Newco's LCD-2 offers you
coffee on demand just the way you want it.



"Fresh, delicious coffee"

All Newco LCD-2 machines shown here with standard branding and switch labels.



LCD-2
Hot Machine
120V #120309
240V #120354



LCD-2
Hot and Ambient Machine
120V #120441
240V #120449



LCD-2
Ambient Only Machine
120V #120463



at the touch of a button™

CONSISTENTLY GREAT COFFEE

Newco's LCD-2 liquid coffee dispensers are a great way to deliver consistently delicious coffee at the touch of a button. Our delivery system ensures highly accurate product to water ratios while protecting the extract from air ensuring the integrity of the coffee.

SPACE SAVING DESIGN

At only 9.5" wide, the LCD-2's sleek design respects your counter top space and delivers a high quality product in a small footprint. All models accommodate two ½ gallon bag-in-box (BIB) shelf stable products (non refrigerated).

SIMPLICITY

The LCD-2 series delivers hot and fresh coffee at any time of day. Eliminate waste and stale coffee while reducing labor cost and coffee preparation

UNMATCHED FLEXIBILITY:

Our soft touch membrane panel can be easily programmed to dispense your products in a variety of ways: Press and hold or Portion Control, Multiple product strengths (Mild, Regular or Bold) and temperature (hot or ambient). All of the functions are built into the LCD-2 dispenser. The only thing required is to choose the options that are right for you.

ILLUMINATE YOUR SALES:

Vibrant LED backlight display attracts customers and broadcasts that the LCD-2 is ready to serve.



Toll Free: 1.800.325.7867

Fax: 636.925.0029

Service: 1.800.556.3926

Hot Liquid Coffee or Tea Dispenser

When it comes to coffee, everyone needs options. Newco's LCD-2 gives the flexibility to serve each product in up to three varying strengths (Mild, Medium or Bold) helping to promote sales and satisfy each consumer's taste profile. Whether you are serving coffee or tea, you can rely on Newco's highly accurate dispensing system to deliver a perfectly consistent product.

The LCD-2 hot model also doubles as an iced coffee dispenser (ambient temperature). Simply program the hot water tank off, change the graphics and the unit is now ready to dispense your coffee over ice.

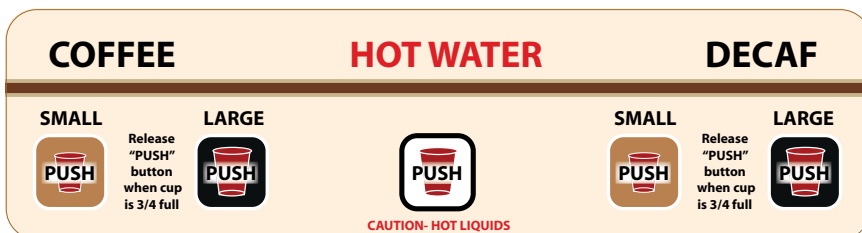
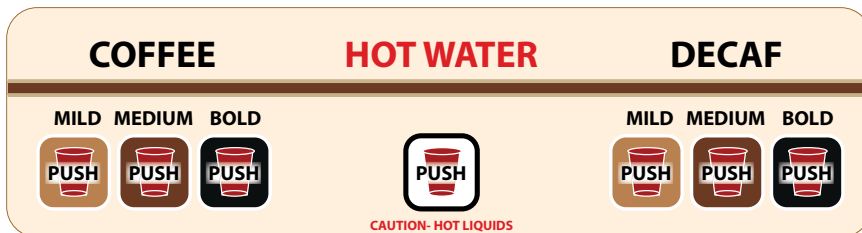
Let us know the configuration you would like and Newco will custom build your LCD-2 dispenser at no additional charge.




Newco LCD-2 Hot Machine shown here with strength label - Mild, Medium and Bold.



Newco LCD-2 Hot Machine standard label



Interchangeable labels allow the LCD-2 to be set or customized for each of your locations.



Accommodates most 20 ounce cups and Newco 1.9L thermal carafe (Item #111445).





LCD-2 Ambient Only

The LCD-2 Ambient only model is the perfect solution for adding iced coffee drinks to an existing coffee program. No need to prepare and cool down coffee in order to serve. Simply press and dispense. LCD-2's compact design makes placement easy in

virtually any location. The vibrant LED backlight display promotes a gourmet image of the iced coffee offering and encourages sales.



Newco LCD-2 Ambient Machine shown here with size label - Small, Medium, Large.

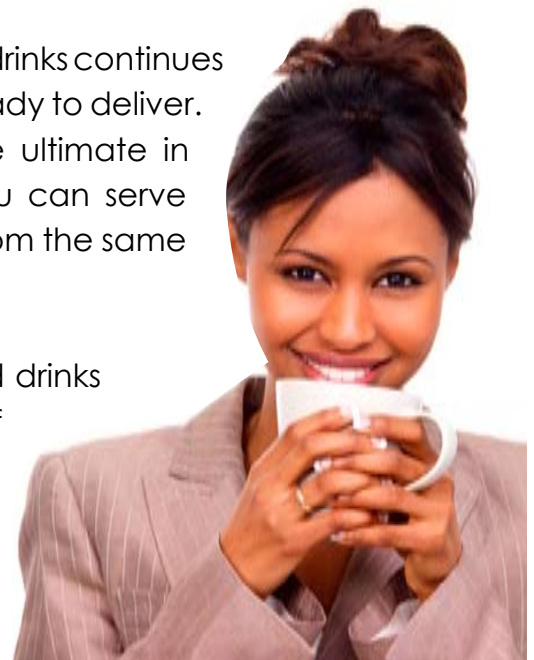


Newco LCD-2 Hot and Ambient Machine label shown here.

LCD-2 Combo

Consumer demand for iced coffee drinks continues to be on the rise and the LCD-2 is ready to deliver. Our combination LCD-2 unit is the ultimate in liquid coffee dispensing. Now you can serve your coffee either hot or over ice from the same machine.

Increase your sales by offering iced drinks without the additional expense of a secondary piece of equipment. With the ability to program individual ratios for each dispense button, you can ensure your drinks taste perfect either hot or cold.



The LCD-2 with faucet dispense is designed for locations that prefer a more traditional style of dispensing coffee on demand. Each faucet can be set to deliver coffee at an individual ratio while the hot water faucet is available for allied product sales. A locking cabinet helps increase product security while the large graphic panel promotes a high quality image of your products.



LCD-2
Hot Machine with metal door
120V #120496 • 240V #120502



Options and Features

The LCD-2 series of equipment come standard with the following features and specifications unless noted:

LED Door machine dimensions:
9.75" W x 26.13" H x 17.51" L.

Metal Door dimensions:
9.90" W x 26.07" H x 16.68" L.

Accommodates two ½ gallon (1.9L) bag in box (BIB) products with box dimensions of 8.6" H x 4" W x 6" D or smaller.

Dispense Rate and ratio range:
15-70 to 1 ratio: ½ oz per second (Standard).
22-100 to 1 ratio: 1.0 oz per second.

Bag in box product tracking and audible alerts for machine diagnostics.

Sanitation program cycle. Optional cleaner and connection tubes available.

Digital temperature control: 170-200° Fahrenheit, or tank off. (Ambient only model does not have hot water tank).

Digital speed control of peristaltic pumps for highly accurate water to product ratios.

Accommodates most 20 ounce cups and Newco 1.9L thermal carafe (Item #111445).



MADE IN AMERICA

Optional Features: _____

240 Volt

Dual Voltage

Custom branding of graphics panel and touch pad membrane.



Toll Free: 1.800.325.7867
Fax: 636.925.0029
Service: 1.800.556.3926



NEWCO
3650 New Town Blvd.
St. Charles, MO 63301

STATE OF THE ART EQUIPMENT

NEWCO
newcocooffee.com

Call your Customer Service rep today 800.325.7867



**Our customers family of branded products*

UPDATE YOUR IMAGE

Give your new or existing brewing equipment a face-lift and enhance your identity.

ACCOUNT LOYALTY

Increase sales and account retention. Make it more of a partnership.

CO-BRANDING

Brand the brewer with your customer's logo to gain accounts.

OWNERSHIP

It's your coffee, make it a tasteful experience, brew it in your custom equipment.

Toll Free: 1.800.325.7867 • Fax: 636.925.0029 • Service: 1.800.556.3926